



# Desert King Windows

*We Knock Out The Weather*

**Energy Efficient Windows & Doors For Your Home**



[DesertKingWindows.com](http://DesertKingWindows.com)

# QUALITY WINDOWS & DOORS FROM OUR FAMILY TO YOURS



# Desert King Windows

*We Knock Out The Weather*

At **Desert King Windows**, we take pride in our local, family-owned roots and over a quarter century in business. We believe in a straightforward, **No-Pressure** approach, so you can have peace of mind knowing you're working with an honest, reliable company with no surprises.

That commitment is proven by our **No Down Payment** policy and our **True Lifetime Warranty** on craftsmanship, protecting your investment for the long term. If you're in the market for energy-efficient windows and doors, put your trust in Desert King Windows. You'll be glad you did.



The Shortt Family

## LIFETIME WARRANTY

All of our energy-efficient products are backed by a manufacturer-supported True Lifetime Warranty. If an issue ever arises, Desert King Windows is here to take care of it promptly and professionally.

With more than 25 years in business, our warranties are backed by a company that has proven its commitment to long-term service, reliability, and customer care. Our experienced service team is always just a phone call away, giving homeowners confidence and peace of mind long after installation.

Desert King  
Lifetime Warranty



Scan Here

## AWARD WINNING COMPANY

Desert King Windows has been recognized as a NextDoor App's Neighborhood Favorite after being the most recommended window and door company. The awards don't stop there! We were also voted the Best of the Desert by consumers, beating out the big national name brands.



# DESERT KING'S LEGACY & TEAM LEADERS

Jayson Shortt has carried Desert King Windows into homes across Arizona, Southern Nevada, and Central Texas, continuing the same dedication to care and quality he shared while running the company alongside his father, Ron Shortt. Originally founded in Phoenix by Bill and Susan Burns, the business quickly became known for honesty, personal service, and a family-first approach. Today, Jayson and his family are proud to be carrying that tradition forward every day.



**Jayson Shortt**



**Ron Shortt**



**Bill and Susan Burns**



**James Cataldo, Chief Operating Officer**, has over 25 years of experience in window and door installation and has been a key leader at Desert King Windows since 2016. His unwavering standards for quality and attention to detail earned him the responsibility of overseeing installation operations, ensuring every project meets the high expectations our customers deserve.

**Jonathan Stapleton, Project Manager**, oversees all Desert King Windows' installation projects across Arizona. Starting his career on the installation crews, Jonathan understands the importance of doing the job right. Today, he leads installer teams, performs quality checks, and ensures each project meets Desert King Windows' standards and customer expectations.



**Jason Haskins** serves as **Project Manager** for Desert King Windows in Las Vegas, overseeing installation projects from start to finish. With a strong understanding of the installation process, Jason knows what it takes to deliver quality results. He leads installer teams, monitors project progress, and ensures every installation meets the high standards customers expect from Desert King Windows.

# THE SALES TEAM



**Our Home Advisors** are often the first friendly faces you'll meet from Desert King Windows. We understand that inviting us into your home is a sign of trust, and we honor that with honesty, care, and a no-pressure approach. Their role isn't to sell, but to listen, educate, and help you understand your options so you can make the right decision for your home and family. Each advisor takes pride in making a great first impression, communicating clearly, and offering honest guidance so homeowners feel comfortable, informed, and confident from the very first visit.


# KEY STAFF



**Our Office Staff** are the heart and backbone of Desert King Windows. While you may not see them on every installation, they work behind the scenes to keep everything running smoothly scheduling appointments, coordinating projects, answering questions, and handling every detail with care. They are the friendly voices on the phone and the problem-solvers who ensure your experience is seamless from start to finish. Their dedication, organization, and genuine care allow our field teams to shine and help make every home project feel effortless, welcoming, and done right.

# IN-HOUSE INSTALLATION CREWS MEANS NO SUBCONTRACTORS AND TOTAL ACCOUNTABILITY.

Welcome to  
Desert King Video



Scan Here

Finding that quality window and door that fits your individual needs is one thing, getting the perfect install is just as important. All of our installers are professionally trained master craftsmen. They must meet the highest standards that Desert King has set and maintained for over 25 years.

## MOST HOMES CAN BE COMPLETED IN JUST ONE DAY

We finish with a complete clean-up. We even reinstall your blinds. We are so confident with our install crews, we ask for no down payment. Pay us when we are done. When all responsibilities are under one roof, accountability rises. Our quality product and workmanship will remain long after the price is forgotten.



No Down Payment  
Means Confidence!

## INSTALLATION SPECIALISTS



**Jose & Crew**



**JR & Crew**



**Cindy & Mike**



**Derek**

Our Installation Crew is the team that brings everything together. With skill, precision, and pride in their work, they treat every home as if it were their own. From careful preparation to a clean finish, they focus on doing the job right the first time. Professional, respectful, and detail-oriented, our installers work efficiently while keeping your home protected and your space clean. Their craftsmanship and commitment ensure your windows and doors look great, perform as promised, and are installed to last.

## WHAT CUSTOMERS SAY ABOUT US



Great customer service. Came out right away and repaired my door just like brand new! Thank you Desert King!

**R & B, AZ.**



This is the second time I have used DKW for my windows and doors. Both times have been exceptional. Install team did a great job!

**S. L., NV.**



Had two bathroom and one garage window replaced. These windows make a wonderful addition to the windows DKW installed 21 years ago

**M.T., AZ.**



Whole process from start to finish was an amazing experience. The quality of the product is outstanding, and we couldn't be happier.

**M.F., TX.**



This family owned business providing efficient service, a great value product with a focus on customer service, did an amazing window installation in our home

**C.R., AZ.**



We got 3 Bids and it was a no-brainer! Very professional company with a great product at a great price!


**B. & B., NV.**



Our replacement needs are somewhat unique so it was a great relief to have someone who understood our vision and our challenges.

**J. & E., AZ**

More  
Testimonials



Scan Here




# The Anlin Promise

is a Balance of Excellence, Responsibility and Love for the Home



## The 5 Star Difference

Energy Efficient Windows and Doors Made in America | Green Company and Green Product Manufacturer | Leading-Edge Energy Saving Technology | High Tech Security Glass for Home Protection | Antimicrobial Features for Healthier Living | Exceptional Quality, Safety, Service and Design | The Only 5-Star Consumer Rated Window and Door Manufacturer





### Comfort•Core Foam Fill

- ▶ Low conductance, Comfort•Core green foam inserted in specific dead air chambers for maximum efficiency
- ▶ Provides superior thermal insulation

### Aluma-Force Extruded Screen Frame

- ▶ Heavy-duty screen frame is made with thick walls of high-test aluminum
- ▶ Wide integral lift rail, for easy removal
- ▶ No worry of bending or damaging your window screens during normal cleanings
- ▶ Made to last a lifetime

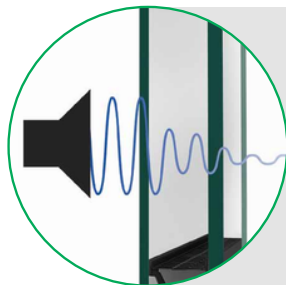



### Inner-Core Reinforcement

- ▶ Ultra-strong fiberglass reinforcement
- ▶ Provides superior thermal insulation and strength inside the sash and frame
- ▶ Stops the transfer of heat and cold into the home
- ▶ Resists condensation

### Triple-Guard Weatherstripping

- ▶ Three weatherstrips per window (sliders)
- ▶ Triple fin for added protection
- ▶ Triple the protection against moisture, dirt, noise, bacteria, mold, and mildew
- ▶ Infused with antimicrobial treatment




### Anlin Sound Package

- ▶ Sound Suppression technology
- ▶ Dissimilar, thicker, glass panes
- ▶ The dissimilar glass panes disrupt the sound waves entering the home
- ▶ Substantially reduces outside noise compared to single or typical dual pane windows

### Most Energy Efficient Glass Technology

- ▶ Variety of glass designed for every climate zone
- ▶ Increases windows R value
- ▶ Minimizes heat exchange through the window



### Anlin Armor Protective Film


- ▶ An easy-peel protective film on the interior and exterior glass
- ▶ Keeps your windows in pristine condition throughout the manufacturing, delivery, and installation processes

### Upgraded Rollers

- ▶ Sliding windows open and shut effortlessly
- ▶ Sealed precision bearings
- ▶ Stainless steel axles
- ▶ Lifetime of smooth operation



Anlin Warranty



Scan Here



Every aspect was Professional & Organized.

I'm 100% happy!

**Kevin O'Sullivan, NV.**




I'm an engineer. I am very thorough when researching companies & products.

I found DKW a Gold Star Dealer for Anlin.

Easy choice!

**Eddie B., AZ.**

Anlin Brochure



Scan Here



## Anlin Del Mar Series Window Features

### Hardware

#### Pull-Tight Cam Lock



#### True Action Lock



This optional system automatically locks when the sash is closed.

Available in White, Adobe, Tan, Bronze, Satin Black, Brushed Nickel, and Polished Brass

#### Sash Dead Bolt



Optional solid 1/4" stainless steel sash dead bolt provides added security.

Available only on sliding windows

### Grids

#### Grid Styles Optional



#### Grid Patterns optional



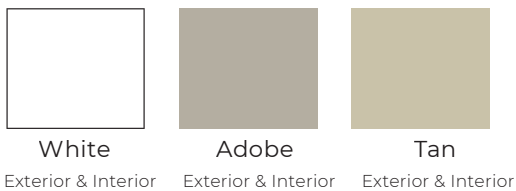
### Narrow Profile Frame | Maximum Glass Viewing Area

### Traditional Profile Frame | Sightline



### Frame Colors

#### Anlin XTRU Exterior and Interior Colors



#### Anlin Designer Black™



Exterior & Interior Capstock  
Available on select products

### Anlin ThermaCoat Optional Exterior Colors

AnlinThermaCoat / Solar Reflective Coatings will not only enhance your home's look, it will also keep your house cooler, regardless of color.



Colors shown are for comparison purposes only. For actual color, view vinyl samples provided by Dealer in natural daylight


# MALIBU

## LUXURY SLIDING & SWINGING PATIO DOORS

### SLIDING DOORS FEATURES



#### Quad-Lock Locking Hooks



Optional upgrade with 2 additional heavy-duty hooks for sliding patio doors for a total of 4 locking points, increasing security and peace of mind.

Not available in OXXO configuration. Key lock option not available with Quad-Lock.


Satin Nickel handle shown in photo. (Optional Upgrade)

#### Optional

Metal body and dual 1/4" stainless steel foot bolt lock for enhanced security and easy operation.




### SLIDING DOOR HANDLES



TRADITIONAL

CONTEMPORARY

### SWINGING FRENCH DOOR HANDLE



TRADITIONAL

CONTEMPORARY

## SLIDING DOOR CONFIGURATIONS

As viewed from the outside



**XO**

Sliding / Fixed




**OX**

Fixed / Sliding



**XOO**

Sliding / Fixed / Fixed



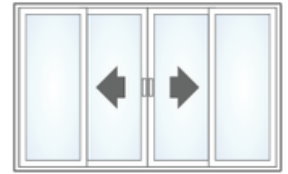
**OOX**

Fixed / Fixed / Sliding



**OXO**

Fixed / Sliding / Fixed



**OXXO**

Fixed / Sliding / Sliding / Fixed



**Pet Doors** Available on ALL Anlin Doors

## Door Configurations with Transom

Transom not available on OXXO configuration.



**XO**

Sliding / Fixed



**OX**

Fixed / Sliding



**XOO**

Sliding / Fixed / Fixed



**OOX**


Fixed / Fixed / Sliding



**OXO**

Fixed / Sliding / Fixed

## SLIDING DOOR ROLLERS



### QuadraGlide™ Rollers

Anlin QuadraGlide™ rollers are made with sealed, precision bearings for a lifetime of trouble-free operation. Stainless steel option shown.



## PET DOOR SIZE CHART

Pet Door Size	Pet Weight	Opening Width	Opening Height
Small	up to 15 lbs	4 1/4"	8 1/4"
Medium	up to 40 lbs	7 1/4"	12 1/4"
Large	up to 100 lbs	9 1/4"	16 1/4"
X-Large	up to 200 lbs	12 3/4"	23 3/4"

## FRENCH DOORS OPTIONS

Operable Sidelights



Available as in-swing only and include screens on the outside.

### High Security Three-Point Locking System



The keyed lock activates three solid metal posts, one each at the top, middle and bottom of door, while a dead bolt adds yet another level of security.

### Available Configurations



# DaylightMax®

PREMIUM VINYL WINDOWS



Simonton's commitment to quality begins with premium vinyl products proudly crafted in the USA that deliver decades of durability, ease of use and efficient thermal performance with an array of operating styles, colors and hardware to complement the design aesthetic of your home.

## Maximum Daylight | Maximum Comfort | Maximum Efficiency

### 1. MAXIMUM DAYLIGHT

Larger glass viewing area provides up to 40% more daylight than wide-frame windows.

### 2. LOW-PROFILE FRAME

Narrow vinyl frame and interlock provide superior performance and a sophisticated streamlined design.

### 3. DURABLE CONSTRUCTION

Fusion-welded, one-piece frame provides unmatched durability, longevity and performance.

### 4. BUILT FOR LONGEVITY

Integrated pull rails (IPR) deliver accessible, dependable performance. IPR screen design allows you to handle the screen anywhere along the edge and won't break off like pull tabs can.

### 5. CUSTOM FIT

Custom sizes ensure a perfect fit for virtually any application around your home.

### 6. SUPERIOR SEAL

Advanced weatherstripping effectively eliminates drafts and dirt, while small baffles cover exterior weep holes, offering excellent protection against insect intrusion, as well as wind and rain infiltration.

### 7. ESSENTIAL ENERGY EFFICIENCY

Double-strength insulating glass unit with ProSolar® Low-E Glass, Argon gas and Intercept® spacer system helps keep your home comfortable and save energy.



### AAMA GOLD LABEL CERTIFIED

The DaylightMax Collection has earned the AAMA Gold Label, signifying best-in-class durability, weather resistance and energy efficiency. Learn more at [Simonton.com/aama-gold](http://Simonton.com/aama-gold)



### RECOGNIZED FOR EXCELLENCE

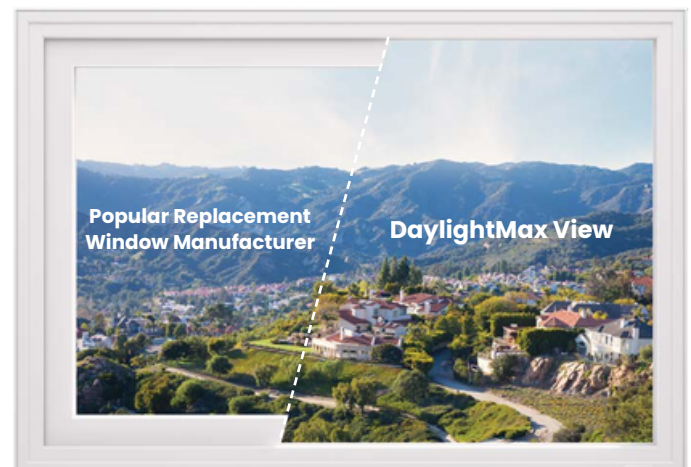
The Simonton DaylightMax Sliding window has received the Good Housekeeping Seal in recognition of its uncompromising quality, exceptional energy efficiency and robust safety and security features. Learn more at [Simonton.com/goodhousekeeping](http://Simonton.com/goodhousekeeping)



We're very pleased with the overall experience with Desert King. Very Professional throughout the entire process, from quoting to installation.

Lee R., NV


## Enjoy the View.



Part of the Cornerstone Building Brands family, the #1 manufacturer of windows in North America.

 Made in USA

Simonton Warranty



Scan Here

### VINYL INTERIOR & EXTERIOR COLORS

Virtually maintenance-free beauty and durability with the color molded throughout the vinyl profile.



White Tan

### LAMINATE INTERIOR & EXTERIOR COLORS


High-performance laminate resists UV fading and scratches, with long-lasting durability against extreme temperatures and weather.



Bronze  
Bronze Laminate Interior or White Vinyl Interior

Black  
Black Laminate Interior or White Vinyl Interior

Simonton  
Full Brochure



Scan Here




### CUSTOM EXTERIOR COLORS

Add curb appeal with a heat-reflective color coating that resists fading and heat build-up. Interior available in white or tan vinyl.



Cream Silver Tan Driftwood Pine Brick Chocolate Espresso Bronze  
Tan Vinyl Interior



#### COLONIAL

Iconic style of Colonial, Cape Cod, Farmhouse or Victorian homes in multiple lite patterns.

#### PERIMETER & DOUBLE PERIMETER

Border pattern offering an open view for Prairie, Farmhouse and contemporary homes. Available

Double Perimeter pattern works best for larger windows.

#### VICTORIAN

Ideal for Victorian and Queen Anne architecture, also Craftsman and Farmhouse homes.

#### PRAIRIE & DOUBLE PRAIRIE

Pattern borders each sash in multiple lite windows for Prairie, Craftsman and modern design. Available Double Prairie pattern works best for larger windows.

#### CUSTOM

Create a custom linear pattern to match your home's unique style. Subject to approval and additional cost.

#### NO GRILLE PATTERN

Provides an unobstructed view and works well with all home styles.

\*Other patterns available by request.

### AUTOSENSE LOCKS

The AutoSense Lock is automatically activated when the window is closed and surpasses the nation's strictest forced-entry code requirements. The sleek, low-profile design is standard on Sliding and Single Hung windows.



White



Tan



Satin Nickel



Dark Bronze



Black

### OPTIONAL CAM LOCKS


Available on Single Hung and Sliding windows, cam locks pull your window frame and sash together to keep the unit locked and secure.




White



Tan



Satin Nickel



Dark Bronze



Black

### NESTING CRANK HANDLES

Caseament and Awning windows feature a convenient nesting handle that folds neatly away into the base and doesn't interfere with blinds or shades.



White



Tan



Satin Nickel



Dark Bronze



Black



## Contemporary Patio Door

### Weather Resistant

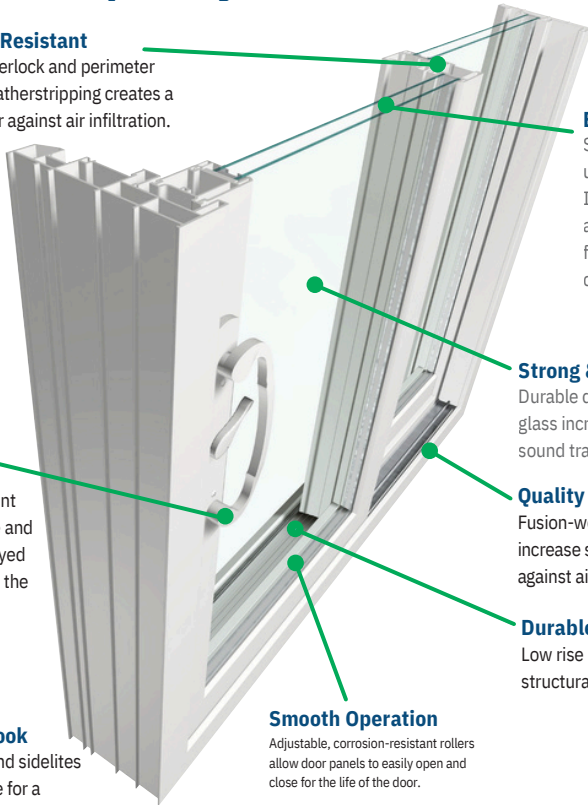
Integral interlock and perimeter fin seal weatherstripping creates a tight barrier against air infiltration.

### Safe & Secure

A single point lock handle and external keyed lock secure the door panel.

### Custom Look

Transoms and sidelites are available for a dramatic appearance.



### Energy-Efficient Glass

Standard 3/4" insulating glass unit, ProSolar® Low-E glass, Intercept® spacer system and an Argon gas fill work together for energy savings and comfort during every season.

### Strong & Quiet

Durable double-strength, tempered glass increases safety and reduces sound transmission.

### Quality Construction

Fusion-welded frame and panels increase strength and add protection against air and water infiltration.

### Durable Design


Low rise pocket sill offers superior structural performance

### Smooth Operation

Adjustable, corrosion-resistant rollers allow door panels to easily open and close for the life of the door.



Simonton  
Patio Narrow Frame



Scan Here

Simonton  
Patio Door



Scan Here

### COLOR-MATCHED HANDLE FINISHES



White Tan Black

### PREMIUM HANDLE FINISHES



Satin Nickel Antique Brass Brass Oil-rubbed Bronze Dark Bronze

## 2-PANEL FRENCH SLIDING PATIO DOOR

White vinyl with color-matched white hardware



## French Sliding Patio Door

Featuring a broader traditional profile, the classic appearance of the French Sliding Patio Door provides the elegant look of a hinged door with the space-saving operation of a sliding patio door.

### Configurations:

Select a 2-, 3- or 4-lite panel configuration with available sidelites and transoms to suit your home.

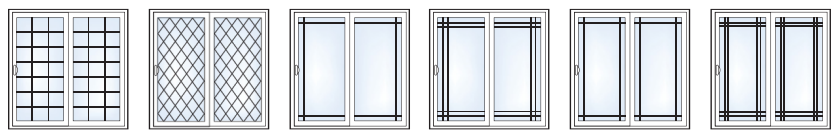
### Safe & Secure

Multi-point locking system secures the door with one simple action.




### Grille Patterns

Highlight the architecture of your home with a distinctive grille pattern.



### Grille Profiles

Grilles between the glass provide a smooth surface for easy cleaning, while simulated divided lites have the traditional appearance of individual glass panes.



# TITAN

## Security Doors

Real security. Timeless style.


Check Out This Warranty!



### HOME PROTECTION WARRANTY

If your home is burglarized through a properly equipped, installed and locked Titan Security Door, Titan will replace the damaged security door or **reimburse your insurance deductible up to \$1,000.**


### Decorative




Biltmore



Elegante




Folkstone




Lancaster



Leeds




Manchester




Nottingham



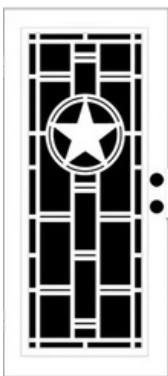
Prosperity



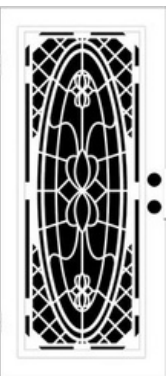
Spaniard



Trellis



Heart of Texas



Queen Mary

#### Energy Savings

- Allows secure cross ventilation
- Reduces direct sunlight and heat

#### Curb Appeal

- 44 architectural designs and 1 full view
- 13 popular colors

#### Choice

- 6 Standard sizes and custom sizes available
- Screen and glass choices

#### Peace of Mind

- Rust-Free and Home Protection Guarantees\*
- Limited Lifetime Structural Warranty



# TITAN Security Doors


## Modern & Architectural



Acadian




Basilica



Classic French



Enso



Essex



Full View



Halcyon



Haven




Lakewood



Longfellow



Martini




Matrix




Opus



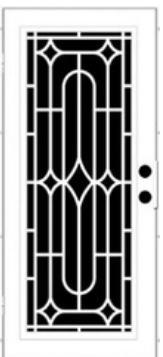
Retreat



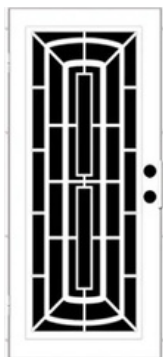
Strata



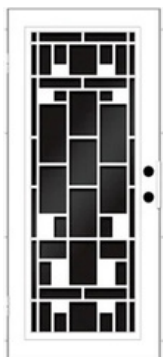
Sheraton



Winchester



Windfall



Stencil

### Security

- Deters break-in attempts
- Resists burglar tools

### Energy Savings

- Allows secure cross ventilation
- Reduces direct sunlight and heat

### Safety


- Contains kids and pets
- Provides critter and insect barrier

### Weather Protection

- Protects exterior door finish
- Provides a barrier to storm debris

### Strength & Durability

- Up to 6x stronger than steel
- Completely impervious to rust




# TITAN


## Nature



Deer Meadow



French Hummingbird



Harvard



Nogales



Playa




Sunfire




Terra



Yale




Kokopelli



## Door Colors

### Satin Finish



White




Beige



Desert Sand



Bronze



Copper




Black



Metal Gray




Charcoal



Wineberry



Red



Blue




Forest Green

The colors shown may not be accurately represented. See dealer for color samples.

## Screens


### Perforated Aluminum Screen




Beige



Desert Sand




Bronze



Black

Note: Perforated aluminum and Meshtec screens are secured into the door permanently, and are not available as replacements after the initial order.



\*Meshtec® Security Screen

\*Not available on pool code handle height doors. Meshtec screen is the only screen available in the Full View, Haven and Terra door.

## MESHTEC

Advanced Screen Systems

  
IMPACT

  
SHEER

  
PRY

\*Not available on pool code handle height doors. Meshtec screen is the only screen available in the Full View, Haven and Terra door.

### Exclusive Technology

The Meshtec AdvancedScreen System utilizes an exclusive manufacturing platform to deliver patent protected, high tensile strength, stainless steel screen security products that are easy to see through and almost impossible to get through. This screen option is available with some designs.



High-tension wires are woven into a stainless steel mesh, then precision-cut, pre-treated, and powder-coated for lasting strength and durability.



Mesh panels are secured in product frames with patented mechanical attachment systems



9 windows, 3 exterior doors, 1 Titan security door replaced over a 2 day period, and I'm absolutely thrilled with the results.

**Leiandra Gaskill, LV.**

**Titan Brochure**



**Scan Here**



**WINDSOR**  
WINDOWS & DOORS

**PINNACLE**  
Wood Clad Prime Products

# The Wonders of Wood

**Strength and beauty shine through in Windsor's Pinnacle products.**

We only use the finest pine, alder and fir so you can create only the finest homes. No matter what design you have in mind, Windsor allows you to achieve it in style. With each Pinnacle product, you get the rugged durability and traditional appeal of real wood.



## WINDOW HARDWARE AND FINISHES



Traditional Casement/  
Awning Crank




Contemporary Casement/  
Awning Crank



Double Hung Lock




Push-out (Lever)



## STANDARD & FEATURE CLAD COLORS | 50 + Shades




## Interior Wood Species



Pine Douglas Fir Natural Alder


## Prefinished Stained Interiors

CLEAR COAT AND STAIN SAMPLES ARE SHOWN ON CLEAR SELECT PINE AND REPRESENT OPTIONS AVAILABLE. ACTUAL FINISH MAY VARY.



Clear Sunlight Provincial Tea with Milk Antique Barrel Perfect Brown Intensive Chestnut Espresso

**Full Windsor  
Brochure**



**Scan Here**



# WINDSOR

WINDOWS & DOORS

## Sliding & Swinging Patio Doors

Smooth, sleek, and effortlessly charming. Whether you prefer traditional French or modern narrow stiles, Pinnacle sliding doors elevate any outdoor space. With up to four panels, they glide smoothly on durable steel rollers, feature a fiberglass sill in gray or bronze, and include heavy-duty weatherstripping for year-round performance.




### PATIO DOOR HANDLES AND FINISHES




We updated the windows with Windsor Windows from Desert King and what a difference it makes! Not only do they look beautiful, but here in AZ the relief from the heat makes a difference!

**Kent & Lea K, AZ.**

**Full Windsor  
Brochure**



**Scan Here**





# Fiberglass & Steel Doors



## SECURITY

Advanced **multi-point locking** with easy operation, paired with **heavy-duty ball-bearing hinges** and optional upgrades for added durability and decorative style.



## DURABILITY

Crafted with the finest materials and backed by our **Lifetime Limited Transferable Warranty**, the durability of our products can't be beat.



## DESIGN BOTH SIDES

Tailor the **interior and exterior** of your door with unique skins, styles, and finishes, complemented by matching **sidelights** and **over 30 hardware options** for a refined, cohesive look.




## ENERGY EFFICIENCY

**Decorative glass** with warm-edge glazing, optional **Low-E** glass, and **ENERGY STAR®** certified performance paired with **precision weatherstripping technology** to help keep moisture, wind, and dirt out.



Full Provia Brochure




Scan Here

Provia Warranty





Scan Here

**IN-FRAME LIGHT**



Enjoy motion-activated lighting with selectable light colors, paired with multiple door configuration options for added flexibility.


**CUSTOM COLORS AVAILABLE | STAIN & GLAZED FINISHES**



Stains and glazes are applied by hand

**AVAILABLE FINISHES ON HARDWARE**  
ASK ABOUT OUR SMART KEYPAD WIFI DEADBOLT

Bright Brass	Satin Brass
Satin Nickel	Bronze
Antique Brass	Black



**INTERNAL BLINDS**

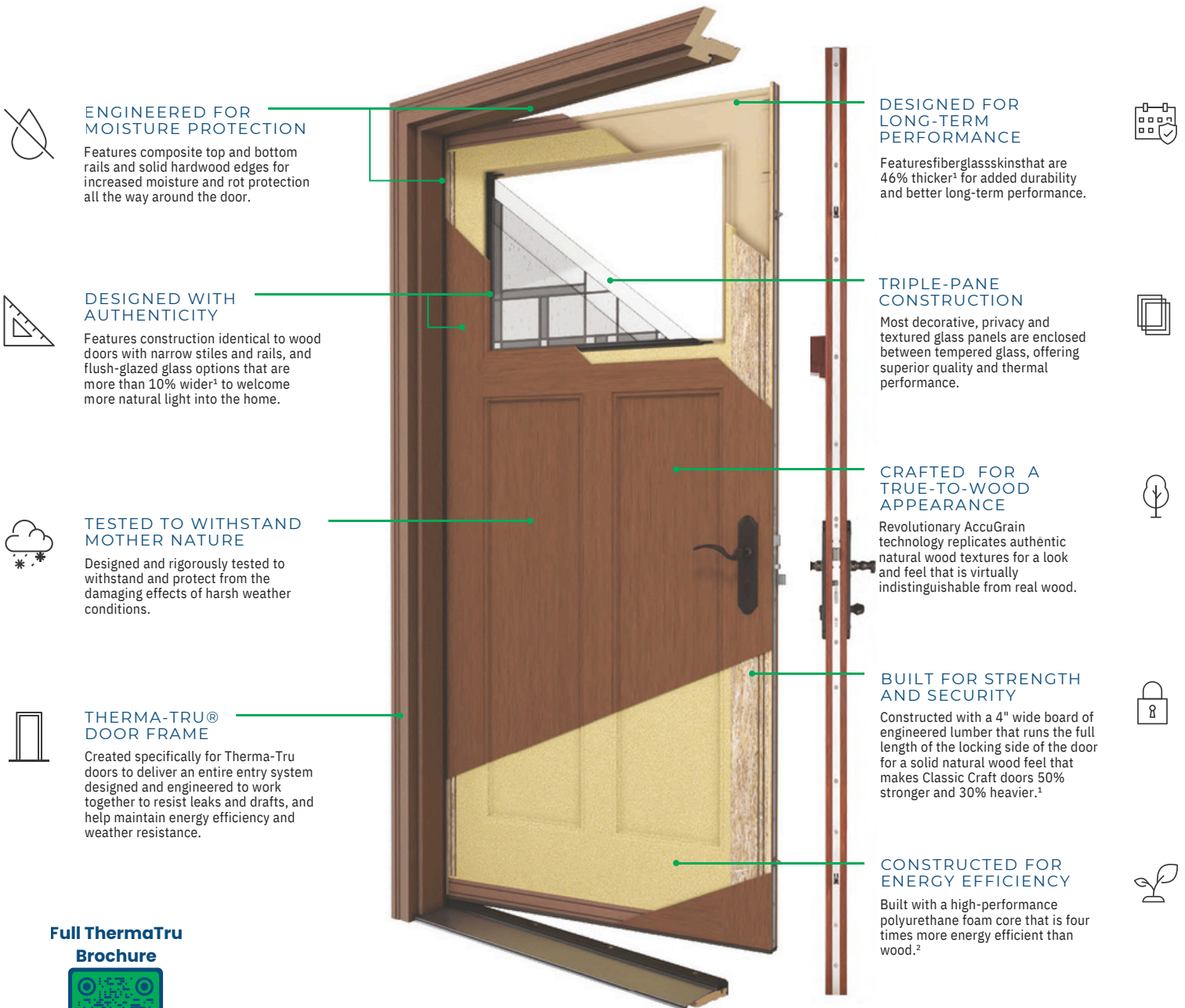


Available Colors: White | Cream | Tan | Silver | Champagne | Black

# THERMA-TRU® DOORS

## Premium construction, inside and out.

Make a lasting first impression with a beautiful Therma-Tru® fiberglass entry door are crafted for exceptional energy efficiency, durability, and low maintenance. With **THOUSANDS of design options** to fit your style and budget, showcasing superior craftsmanship, innovative construction, and long-term performance you can depend on. Special pricing available when paired with a window purchase.



### ENGINEERED FOR MOISTURE PROTECTION

Features composite top and bottom rails and solid hardwood edges for increased moisture and rot protection all the way around the door.



### DESIGNED WITH AUTHENTICITY

Features construction identical to wood doors with narrow stiles and rails, and flush-glazed glass options that are more than 10% wider<sup>1</sup> to welcome more natural light into the home.



### TESTED TO WITHSTAND MOTHER NATURE

Designed and rigorously tested to withstand and protect from the damaging effects of harsh weather conditions.



### THERMA-TRU® DOOR FRAME

Created specifically for Therma-Tru doors to deliver an entire entry system designed and engineered to work together to resist leaks and drafts, and help maintain energy efficiency and weather resistance.



### DESIGNED FOR LONG-TERM PERFORMANCE

Features fiberglass skins that are 46% thicker<sup>1</sup> for added durability and better long-term performance.



### TRIPLE-PANE CONSTRUCTION

Most decorative, privacy and textured glass panels are enclosed between tempered glass, offering superior quality and thermal performance.



### CRAFTED FOR A TRUE-TO-WOOD APPEARANCE

Revolutionary AccuGrain technology replicates authentic natural wood textures for a look and feel that is virtually indistinguishable from real wood.



### BUILT FOR STRENGTH AND SECURITY


Constructed with a 4" wide board of engineered lumber that runs the full length of the locking side of the door for a solid natural wood feel that makes Classic Craft doors 50% stronger and 30% heavier.<sup>1</sup>



### CONSTRUCTED FOR ENERGY EFFICIENCY

Built with a high-performance polyurethane foam core that is four times more energy efficient than wood.<sup>2</sup>

Full ThermaTru  
Brochure



Scan Here

## PrismaGuard® Premium Stain



LIFETIME  
LIMITED WARRANTY  
**Fiberglass**

10 YEAR  
LIMITED WARRANTY  
**Steel**

## PrismaGuard® Premium Paint




We're blowing out **select doors and hardware at unbeatable prices** only **while supplies last!** When they're gone, they're gone! This special offer cannot be combined with any other discounts or promotions.

Ask Your Sales Rep for more Details

# Window Replacement

Retrofit Explained  
Video



Scan Here

## Retrofit / Stucco Flange

Retrofit window installation, also known as **Frame Over Installation** or **Jump Frame Installation**, is a method of installing new windows into an existing window frame without removing the original frame or surrounding structure. This is commonly used in homes where the existing window frames are still in good condition, but the glass or moving parts need an upgrade. Key Features of Retrofit Installation:

- **The new window is custom-made to fit within the existing frame.**
- **Minimal disruption to interior and exterior finishes.**
- **Faster and more cost-effective than full-frame replacement.**
- **Ideal for homeowners looking to improve energy efficiency without major renovations**



Full Re-flash Explained  
Video



Scan Here

## Full Re-Flash W/ Stucco


**Full Re-flash** is a window installation that goes beyond a simple replacement. Instead of installing a new window into the existing frame like a retrofit, the old window is fully removed to expose the surrounding wall layers, including the weather-resistant barrier and flashing. This method is often recommended when there are leaks or when the original flashing was done incorrectly. The installer then rebuilds the waterproofing system from scratch, installing new flashing around the entire opening to properly seal against moisture, drafts, and leaks, essentially giving the window opening a complete reset and doing it right from the ground up.

- **Major touch-up by customer**
- **Additional cost**
- **Ideal for Older Homes: Especially effective when the original installation didn't include proper flashing or has deteriorated over time**
- **Window will look original to home**

# & Installation Options

## Full Re-Flash W / Stucco

Over time, flashing can fail or be installed incorrectly, allowing water behind the siding and into the walls, which can lead to rot and damage. A full re-flash fully reseals the opening for long-term protection and is the most thorough option—ideal when there are signs of water issues or when maximum weather protection is the goal.



## Cut Back Method


Using the **Cut Back Method**, we carefully cut back the interior drywall a few extra inches around the window opening. This creates the space needed to properly seat the new, thicker replacement window without affecting the structural frame. To remove the old window, the nail fin is cut off in place, leaving the original water barrier and flashing tape intact. The new window is then installed directly onto the existing flashing and water barrier then fastened and sealed with proper waterproofing techniques.



- **Block Frame Install**
- **Light touch-up paint by customer**
- **Stucco repair included where needed**
- **Will see sealant bead around window**
- **Sealant matches window color**

Cut Back Explained  
Video




Scan Here





# 35,000 + Installs



# Glass Options

**Obscure Glass** | Available on all of products



Standard Obscure

Etch Matte

Glue Chip

Rain

Delta Frost

Reed

Flemish

## Premium Glass | Ratings

### STC (Sound Transmission Class)

- Single Pane- 25
- Dual Pane-33-35
- Dissimilar Glass- 35-40
- Laminated Glass- 42-45

### Performance

Glass	UV	IR Heat	Visibility	SHGC	U Factor
Clear	58%	65%-70%	82%	0.78	0.48
270	14%	8%-10%	70%	0.37	0.25
340	2%	1%-3%	40%	0.18	0.25
366	5%	1%-5%	66%	0.27	0.24
452	1%	1%-3%	52%	0.22	0.24

- “Clear” is dual pane, no lowE coatings nor Argon gas fill.
- UV is UV rays penetrating the glass
- IR is infrared heat penetrating the glass
- Visibility is % of light penetrating the glass
- SHGC is the Solar Heat Gain Coefficient

## Premium Glass | Features & Upgrades



**Sound Reduction Glass**  
(Dissimilar Glass)-combines 2 different thicknesses of glass to damper different sound frequencies.

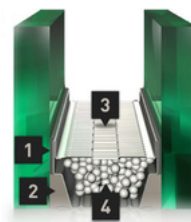


**Laminated Glass**  
The pinnacle of safety and security while boosting the window's noise reduction capabilities.



**Tempered Glass**  
Required in high breakage areas, this glass is 4X stronger than traditional glass and will break into thousands of little harmless pieces.

### ENDURIG



- 1 Primary Seal: Polyisobutylene (PIB) minimizes moisture permeation, is UV resistant and provides an outstanding argon barrier.
- 2 Secondary Seal: Specifically formulated silicone for IG units provides long-term adhesion, is unaffected by UV exposure and provides excellent durability when exposed to moisture. Silicone also provides structural integrity.
- 3 Spacer: Stainless steel spacer features a roll form design to provide maximum area for primary and secondary sealant coverage. It provides increased resistance to condensation and less stress on IG seal system. No polymer content eliminates the risk of chemical fogging.
- 4 Desiccants: Beaded molecular sieve provides initial frost points below -650F. Desiccant assures optimum moisture adsorption while minimizing the effects of temperature-related pressure changes.

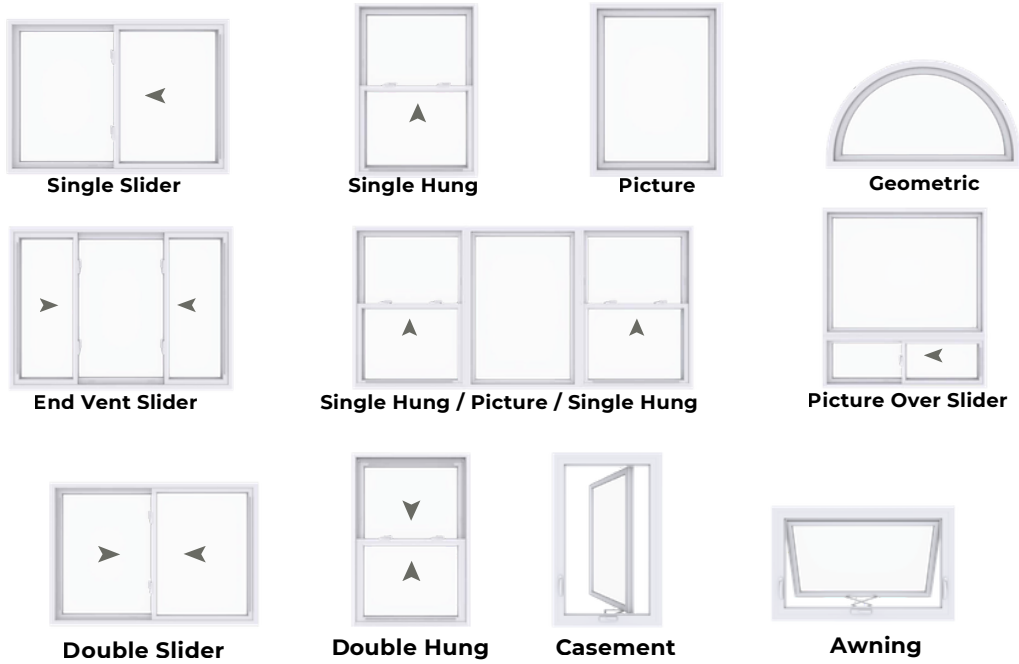


Neat+ is a durable, permanent coating made of titanium dioxide (TiO2) that reduces the ability of dust and dirt to stick to the glass.

# Available Options




## Window Configuration Options



Superior Fresh-Air Ventilation Windows | Also Includes: Picture, Geometric, Bay, Bow, Garden  
Available only in the Anlin Coronado Series 3-1/4" Frame Depth

## Grids Styles & Patterns | Optional



## Low-E Options



Low-E 270



Low-E 366



Low-E Quad 452



Low-E 340



Nohema Gonzalez



Veronica Shortt

We are ready to schedule your appointment at the time most convenient to you!

**Get Your Free, No Pressure, In-Home Estimate Today!**

**24/7 Convenient Call Scheduling**


*Financing Available*




**Desert King Windows**

*We Knock Out The Weather*

 [DesertKingWindows.com](https://www.DesertKingWindows.com)

 (866) 891-7492



Contact Us

PHOENIX: ROC157938

LAS VEGAS: LIC0085200

SAN ANTONIO: HIC-2400356